

ICEBERG

Porcelánico Porcelain Tile Feinsteinzeug



FLOOR TILE ICEBERG 45X118 REC.NPLUS.

ICEBERG

Porcelánico Porcelain Tile Feinsteinzeug






ICEBERG

Porcelánico Porcelain Tile Feinsteinzeug


DIMENSIONES & FORMATOS FORMATS & SIZES GRÖSSE UND FORM

Escala Scale 1/20




ICEBERG **
45x118 REC. ☒
45x118 REC. NPLUS.

N12A2
N12C2




ICEBERG **
29x84 REC. ☒
29x84 REC. NPLUS.

N8A2
N8C2



ICEBERG **
75x75 REC. ☒
75x75 REC. NPLUS.

N7A2
N7C2

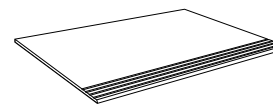


ICEBERG **
59x59 REC. ☒
59x59 REC. NPLUS.

N6A2
N6C2

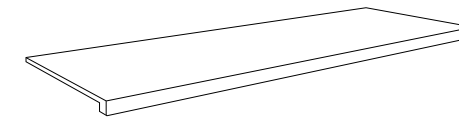
PIEZAS ESPECIALES SPECIAL PIECES SPEZIALTEILE

Escala Scale 1/20



PELDAÑO ROMO ICEBERG *
29x84 REC. ☒
29x84 REC. NPLUS.
37x75 REC. ☒
37x75 REC. NPLUS.
29x59 REC. ☒
29x59 REC. NPLUS.

G053 4
G057 4
G053 4
G057 4
G052 4
G057 4



PELDAÑO TÉCNICO ICEBERG *
45x118 REC. ☒
45x118 REC. NPLUS.
29x84 REC. ☒
29x84 REC. NPLUS.

G125 2
G125 2
G099 4
G099 4



RODAPIÉ ICEBERG *
9x118 REC.
9x118 REC. NPLUS.
9x84 REC.
9x84 REC. NPLUS.
9x75 REC. ☒
9x75 REC. NPLUS.
9x59 REC. ☒
9x59 REC. NPLUS.

G039 12
G041 12
G036 12
G039 12
G035 8
G037 8
G240 15
G246 15

CARACTERÍSTICAS TÉCNICAS TECHNICAL FEATURES TECHNISCHE EIGENSCHAFTEN



* Disponible en todos los colores de la serie
* Available on all colours
* Erhältlich in allen Farben der Serie

** Reparto aleatorio de diseños por caja
** Designs by random distribution box
** Jeder karton hat verschiedene design

LISTA DE EMBALAJE PACKING LIST VERPACKUNGSEINHEIT

FORMATO SIZE	PIEZAS PIECES	Kg	m ²	CAJAS BOXES			EUROPALLET			FORMATO SIZE	PIEZAS PIECES	Kg	m ²	CAJAS BOXES			EUROPALLET		
				Kg	m ²	CAJAS BOXES	Kg	m ²	CAJAS BOXES					Kg	m ²	CAJAS BOXES	Kg	m ²	
45x118	2	25.4	1.05	48	1.003	46.75	30	762	31.56	75x75	2	26.9	1.11	42	1.130	46.62			
29x84	4	20.9	0.97	48	1.003	46.75	36	752	35.06	59x59	3	22.9	1.04	48	1.099	50.11	36	824	37.58